

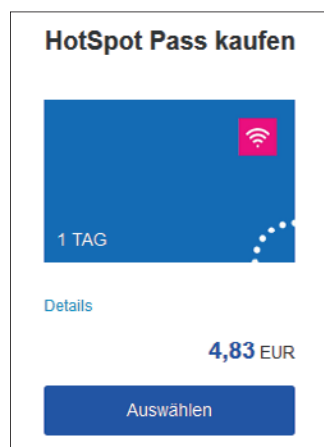
Telefonkarte Comfort

Buy a HotSpot Pass (Internet)

With just a few clicks, you can surf and chat on the go just like you do at home as well as accessing your emails.

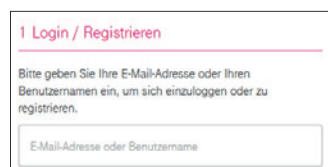
Select a HotSpot Pass

Select a day, week, or month pass.



Login / registration

Enter your login information or register.



Registration is only necessary for your first purchase. You can freely choose your email address/user name and password.



Important:
Please remember or make a note of your access data!

Receipt data

If you need a receipt, please enter a valid email address.

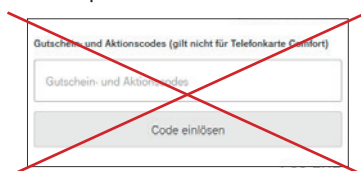


Buy

Please select:
“Bezahlen Sie HotSpot Pass mit der Telefonkarte Comfort”
[Pay for your HotSpot Pass with your Telefonkarte Comfort].



Please skip the field for voucher and special deal codes:




Accept our terms and conditions and select “Zahlungspflichtig bestellen” [Buy now].



Complete your purchase


Enter the PIN of your Telefonkarte Comfort and confirm by clicking “Weiter” [Next].



Complete your purchase with “Jetzt bezahlen” [Pay now].



Done



ERLEBEN, WAS VERBINDET.

Telefonkarte Comfort HotSpot information

The HotSpot and your Telefonkarte Comfort credit give you internet access.

HotSpot instructions – on the go Wi-Fi name “Telekom”

- Make sure that Wi-Fi is activated on your mobile device.
- From the list of available Wi-Fi signals, choose the network labeled “Telekom”.
- Launch your internet browser and enter any internet address.
- Use only http addresses rather than internet addresses that start with https (e.g., <http://www.wikipedia.de>).
- You will automatically be taken to the HotSpot portal.
- Now purchase the HotSpot Pass of your choice (day, week, or month pass).
- Also for customers with no Telekom contract.

Our tip:

- Necessary Wi-Fi settings: The mode for obtaining a dynamic IP address must be activated on your mobile device.
- That requires the following settings:
 - channel selection = automatic
 - SSID (name of network) = Telekom
 - DHCP (obtain an IP address automatically) = activates
 - encryption = deactivated.

If you also use your device for business purposes:

Please make sure that the automatic configuration and possible proxy servers are not activated in your internet browser. The URL of the HotSpot portal may then need to be entered in your network connection settings.

That URL is: <https://hotspot.t-mobile.net/wlan/start.do>



We are happy to advise you!

Do you have any questions about paying with your Telefonkarte Comfort?

All information about the Telefonkarte Comfort is available at www.telekom.de/tkc – or send us an email: Info.PayCards@telekom.de

Do you have questions about HotSpot?

In Germany: 0800 350 2000 (toll free)

Outside of Germany: +49 228 939 2000 (minute rate depends on the country)

Telekom speed dial via cell phone: 50 2000 (0.09 €/Min.)

Topic HotSpot via email: hotspotservice@telekom.de



ERLEBEN, WAS VERBINDET.